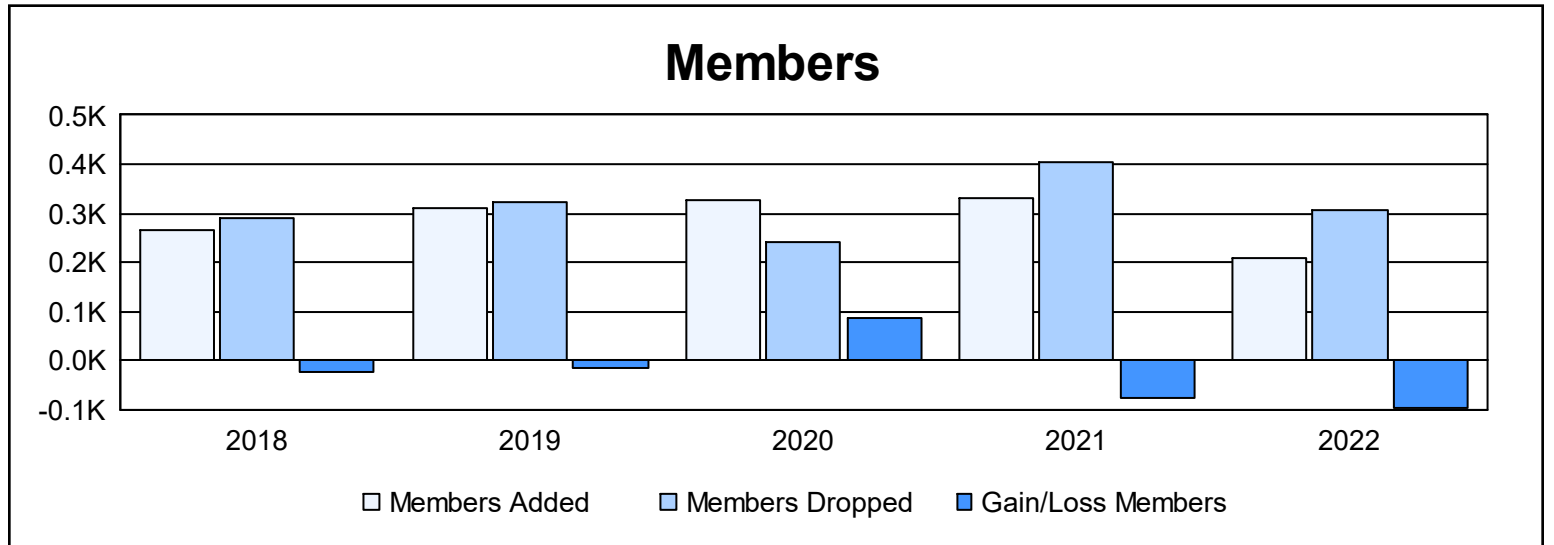
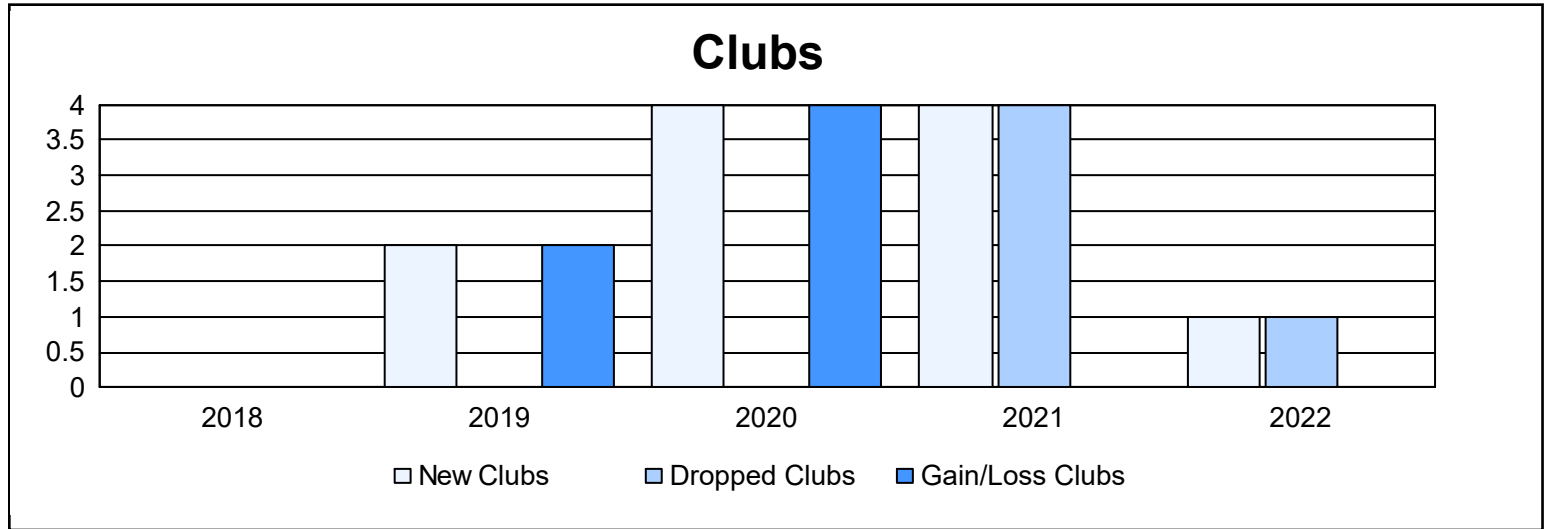
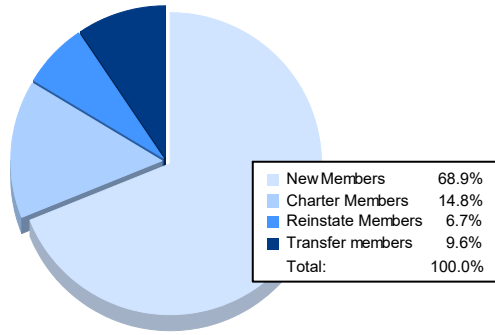


Year	New Clubs	Dropped Clubs	Gain/ Loss Clubs	New Members	Charter Members	Reinstate Members	Transfer Members	Total Member Added	Total Members Dropped	Gain/ Loss Members
2017-2018	0	0	0	215	6	26	17	264	289	-25
2018-2019	2	0	2	222	46	30	11	309	323	-14
2019-2020	4	0	4	138	147	4	36	325	240	85
2020-2021	4	4	0	155	128	16	30	329	406	-77
2021-2022	1	1	0	144	31	14	20	209	305	-96
<b>Average</b>	<b>2</b>	<b>1</b>	<b>1</b>	<b>175</b>	<b>72</b>	<b>18</b>	<b>23</b>	<b>287</b>	<b>313</b>	<b>-25</b>



### Membership Composition June 2022 Cumulative



### Gender Composition June 2022 Cumulative

